



Diane Butterworth Ltd
The Revit Users

DAVISON HIGHLEY

User Guide

Skylon

Version 1.0 | Revit 2014

August 2016

File Name

DavisonHighley_PrvcyScrnSym_Skylon

File Features

- Multiple Finishes (please see manufacture brochure)
- Monitor Visibility
- Multiple Dimensions in File (see below)



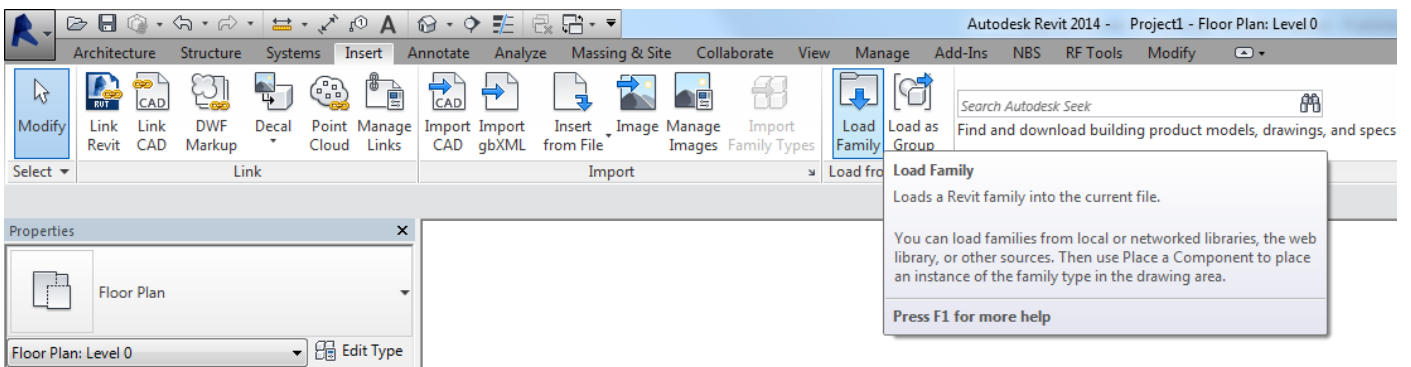
Predefined Types

Family Type	Width	Depth	Height
2 Seater Work Booth	2395	1000	1300
4 Seater Work Booth	2395	1800	1300
6 Seater Work Booth	2395	2100	1300

1. LOAD IT

The range can consist of one or more Revit families, these contain predefined types as outlined above in the predefined types and the manufactures brochure.

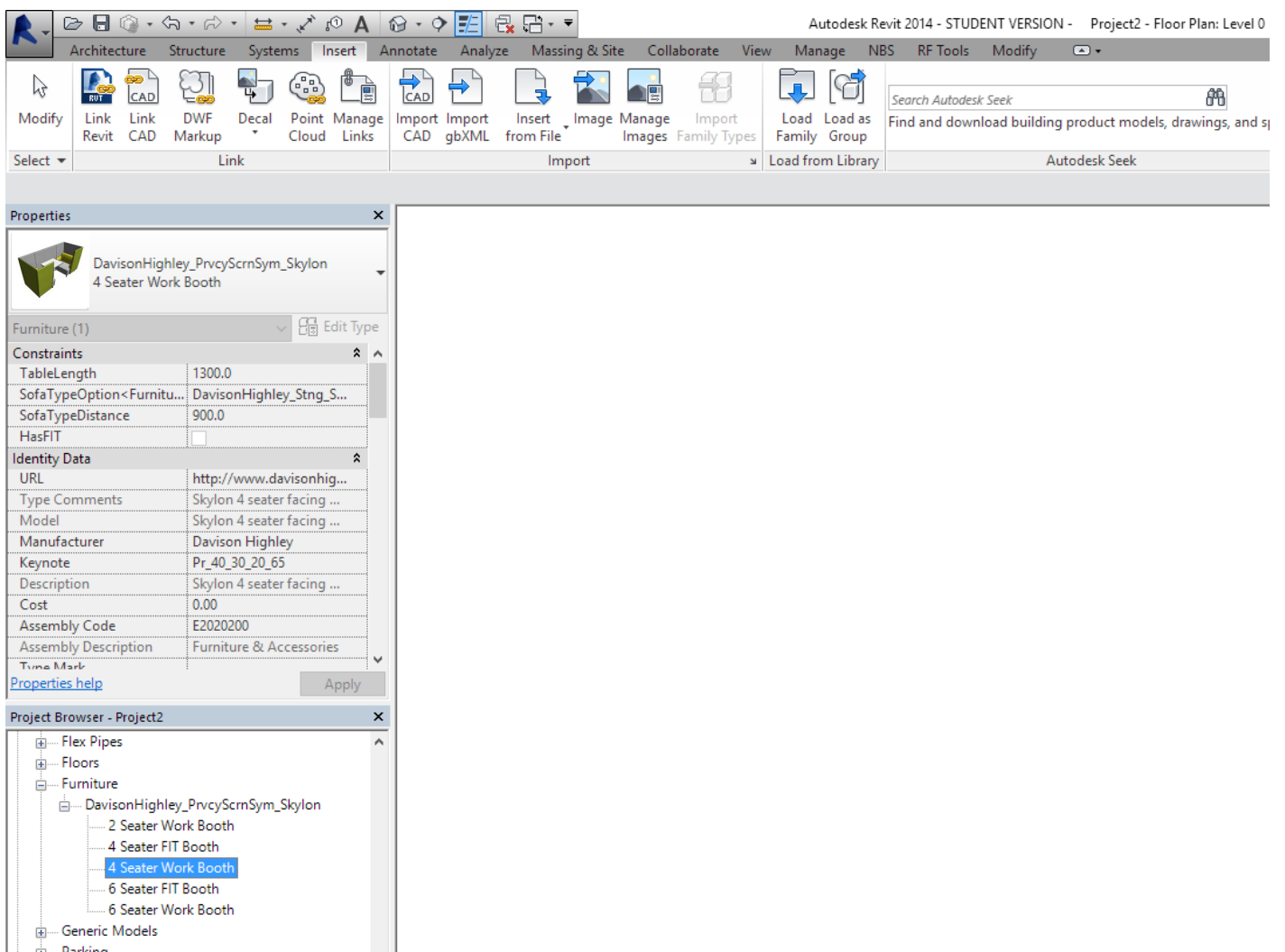
After downloading and saving the file to a suitable location go to 'Insert Tab/Load Family...'



A simple guide to using your Revit Ready file.

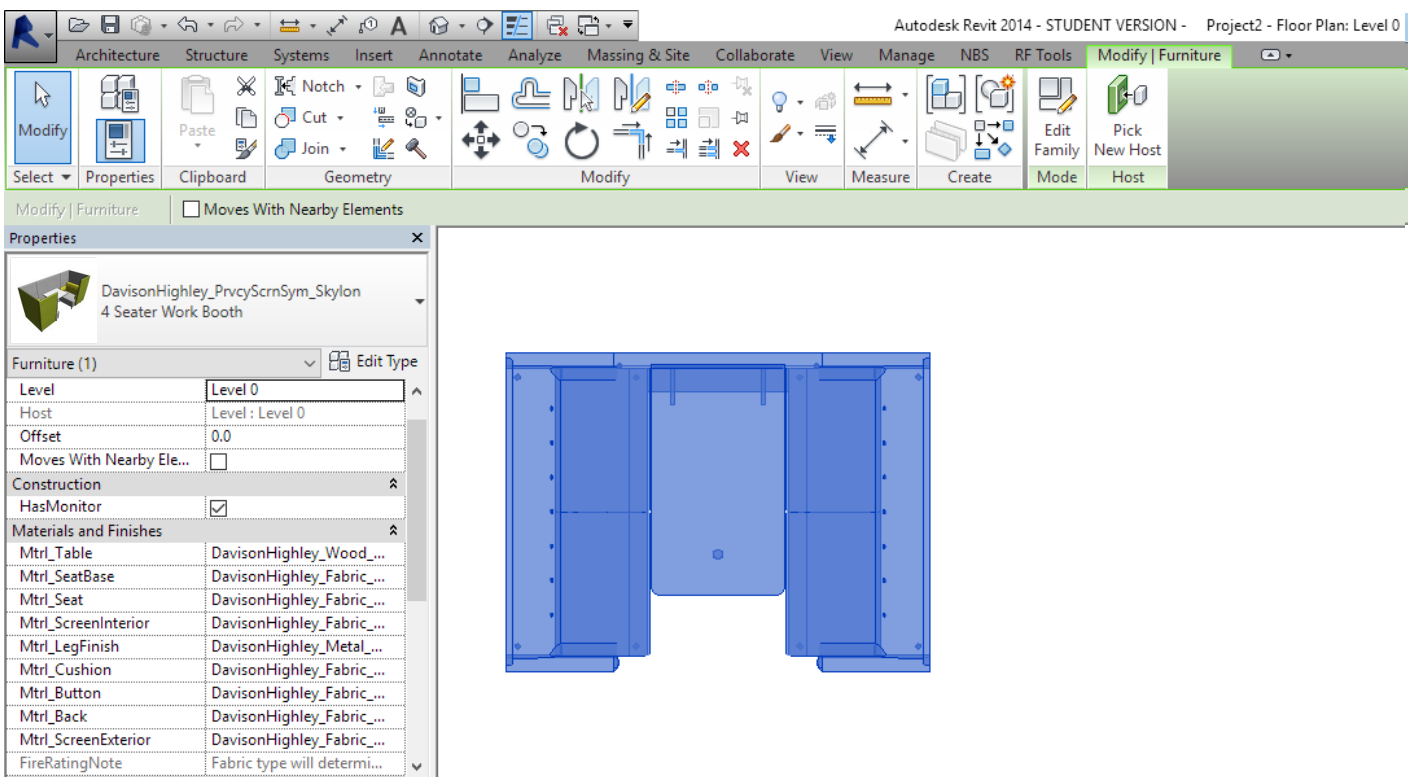
2. USE IT

Once your family is loaded in, it will be located in the 'Project Browser/Families/Furniture' tab. Types are named in a way to ensure ease of selection. Click and drag your chosen item into your floor plan.



3. CUSTOMISE IT

Once an item is selected it will turn blue, the properties panel will then display the parameters available. Here you will be able to make changes to the finishes. All material options will load in with the family, click the 'materials and finishes' parameter to view.



Here you also have the additional ability to add or remove the screen monitor.

Additional information

This component has been created by DB Ltd following the manufacturer's specification.

We hope our Revit files are a helpful tool in space planning and visualisation. We take care in ensuring all dimensions and features match manufacturer's literature, however actual product may vary slightly.

We would love to hear from you if you have any questions or feedback, please email hello@dianebutterworth.com

Thank you for using this BIM file,



Diane Butterworth Ltd
The Revit Users